

RIDGID



GREENLEE

OIL & GAS

INDUSTRY CATALOG





WE DELIVER A BETTER WAY TO WORK.

RIDGID



GREENLEE

WE'RE BUILT FOR THIS.

When downtime isn't an option – you need tools you can count on. RIDGID® and Greenlee® keep you moving, with tools engineered to stand up to the toughest conditions.

With RIDGID, you get the most trusted manufacturer of plumbing, threading, roll-grooving, diagnostic, pressing, and fabrication tools in the world. Since 1923, RIDGID has been helping tradespeople keep our infrastructure strong with tools that last for generations of hard work.

Greenlee® tools are the top choice for electrical professionals all over the world. From hole making and bending, to testing and measurement, they're built to help you keep critical equipment fully operational, day or night.

Together, we're helping you get the job done safely and efficiently with tools that are built for ergonomic comfort and long-term performance. For maintenance, repairs, and day-in and day-out operation, RIDGID and Greenlee are ready for any challenge you face.

**BUILT RIGHT.
MADE TO LAST.**



RIDGID

 **GREENLEE**

TABLE OF CONTENTS

06

HAND TOOLS

13

MATERIAL HANDLING
AND STORAGE

18

PIPE FABRICATION

23

HOLE CUTTING

27

BENDING

32

CABLE PULLING

35

WIRE AND CABLE
TERMINATION

40

TEST AND
MEASUREMENTS

44

DIAGNOSTICS

HAND TOOLS

GRAB IT WITH CONFIDENCE

Our hand tools are built with the same reliability and durability of all RIDGID and Greenlee products. Get big time performance even on the smallest of jobs with the hand tools that are backed by the industry's leading warranties.



HEAVY-DUTY STRAIGHT PIPE WRENCHES

- Leading the industry with unmatched durability
- Ductile-iron housing with full-floating forged hook jaw
- Replaceable hook and heel jaws

CAT. NO.	DESCRIPTION
31000	6" Heavy-Duty Straight Pipe Wrench
31005	8" Heavy-Duty Straight Pipe Wrench
31010	10" Heavy-Duty Straight Pipe Wrench
31015	12" Heavy-Duty Straight Pipe Wrench
31020	14" Heavy-Duty Straight Pipe Wrench
31025	18" Heavy-Duty Straight Pipe Wrench
31030	24" Heavy-Duty Straight Pipe Wrench
31035	36" Heavy-Duty Straight Pipe Wrench
31040	48" Heavy-Duty Straight Pipe Wrench
31045	60" Heavy-Duty Straight Pipe Wrench



ALUMINUM STRAIGHT PIPE WRENCHES

- Approximately 40% lighter than cast-iron wrenches
- Professional strength in lightweight aluminum
- Full-floating forged alloy steel hook jaws provide maximum gripping power and quick ratcheting action during pipe adjustment jobs

CAT. NO.	DESCRIPTION
31090	10" Heavy-Duty Straight Pipe Wrench
47057	12" Heavy-Duty Straight Pipe Wrench
31095	14" Heavy-Duty Straight Pipe Wrench
31100	18" Heavy-Duty Straight Pipe Wrench
31105	24" Heavy-Duty Straight Pipe Wrench
31110	36" Heavy-Duty Straight Pipe Wrench
31115	48" Heavy-Duty Straight Pipe Wrench



CHAIN WRENCHES

- A double jaw gives fast, ratchet-like action in either direction
- The heavy-duty model has replaceable alloy steel jaws
- The light-duty model has a one-piece forged alloy steel handle and jaw. Ideal for use in close quarters

CAT. NO.	DESCRIPTION
31310	C-12 Light-Duty Chain Wrench 2"
31315	C-14 Heavy-Duty Chain Wrench 2"
31320	C-18 Heavy-Duty Chain Wrench 2 ½"
31325	C-24 Heavy-Duty Chain Wrench 3"
31330	C-36 Heavy-Duty Chain Wrench 4 ½"



STRAP WRENCHES

- Strap Wrenches are best for any polished pipe
- Strong, woven nylon strap gives tight grip
- Two models available with special strap for plastic pipe - cat# 32035 & 32065

CAT. NO.	STRAP LENGTH		PIPE CAPACITY	
	in.	mm	in.	mm
31335	17	425	2	50
31340	30	760	2	50
31345	24	600	2	50
31350	17	425	2	50
31355	29 ¼	750	5	125
31360	48	1,200	5	125
31365	29 ¼	750	5	125



7-PIECE COMBINATION RATCHETING WRENCH SET

- One-step internal cam mechanism provides the quickest and simplest way to keep the cutting blades precisely aligned
- Handles and grips designed to allow greater mechanical advantage for crisp, controlled cutting



CAT. NO.	DESCRIPTION
0354-01	7-Piece Combination Ratcheting Wrench Set

28-PIECE MASTER ELECTRICIAN TOOL KIT

- Kit includes 18" heavy duty multi-pocket bag. Heavy duty, 8 pocket leather pouch. 2" leather tool belt. 9" side-cutting pliers. 8" diagonal cutting pliers. 8" long nose pliers. 10" pump pliers. Pro plus wire stripper 10-18 AWG. NM cable ripper, stripping/crimping combination tool. Cable cutter, folding utility knife, 12" hacksaw. Keystone tip square shank 1/4" by 4" Flat blade screwdriver. Keystone tip square shank 5/16" by 6" Flat blade screwdriver. Cabinet tip round shank 3/16" by 6" Flat blade screwdriver. Cabinet tip round shank 1/4" by 6" Flat blade screwdriver, Phillips tip #1 - 3/16" by 3" Screwdriver, Phillips Tip #2 - 1/4" by 4" Screwdriver, screw holdings screwdriver 3/16" by 6". Three inch scratch awl. 10" adjustable wrench. 9 pieces folding hex-key Set. 25' tape measure, torpedo level, 18 ounce. Electrician's hammer, high dexterity gloves, size large and GT-11 voltage tester



CAT. NO.	DESCRIPTION
0159-11	28-Piece Master Electrician Tool Kit

7-PIECE INSULATED PLIERS/SCREWDRIVER KIT

- Exceeds the IEC 60900 and ASTM F1505 standards for insulated tools
- Complies with the IEC 60900 and ASTM F1505 standards
- Helps meet the requirements of OSHA 1910.331-335, NFPA 70E and CSA-Z462
- Individually tested to 10,000 VAC and rated for 1,000 VAC
- Dual layer insulation provides added safety and protection against electric shock
- Custom Tool Roll-Up Carrier



CAT. NO.	DESCRIPTION
0153-02C	7-Piece Insulated Pliers / Screwdriver Kit

ADJUSTABLE TORQUE DRIVER & BIT SET

- Sufficiently tightens connections to comply with the new National Electric Code (110.14D)
- Ensures connections are tightened to the correct torque rating, eliminating the need for guesswork
- Prevents fires and other hazards caused by improperly torqued connections
- Durable, compact case provides optimal tool protection
- Bit sizes are printed inside of the case for easy identification
- Calibrated within tolerance according to: ASME B107.300-2010 (Certificate Included)



CAT. NO.	DESCRIPTION
0153-46T	Adjustable Torque Driver & Bit Set

COMBINATION DRILL AND TAP BIT KIT

- Tap holes up to 4X faster than traditional methods*
- One-piece Drill/Tap design ensures proper hole for tap size
- Hardened High-Speed Steel construction
- Standard length: Drills and taps up to 1/8" material
- Long length: Drills and taps up to 1/2" material+
- Quick-change adapter included in all kits

**UP TO
4X
FASTER***

CAT. NO.	DESCRIPTION
DTAPKIT	6-32 to 1/4-20, 6-piece Drill/Tap Bit Kit with Quick-Change Adapter
LDTAPKIT	8-32 to 1/4-20, 6-piece Long Drill/Tap Bit Kit with Quick-Change Adapter
DTAPKITM	M3 to M10, 6-piece Drill/Tap Bit Kit with Quick-Change Adapter



*When compared to standard drill, tap, and countersink tools.

68-PIECE ELECTRICIAN'S DRILL/DRIVER KIT

- 1/4" Quick Change technology
- Professional grade driver bits
- Titanium Nitride coated self-centering high speed drill bits
- High quality shock-resistant case stays intact even after accidental drops
- Hammer drill rated carbide grade tips and hardened shank masonry drill bits
- Hardened forged magnetic nut drivers fit most TapCon fasteners
- Quick release chuck with precise fit
- Power tool accessory includes security bits that fit most security fasteners frequently used in public facilities

CAT. NO.	DESCRIPTION
DDKIT-1-68	68-Piece Electrician's Drill/Driver Kit



KWIK STEPPER® STEP BIT KIT

- Durable split-point tip for fast, accurate material penetration
- Patented split-step design optimizes chip load for fast, smooth cutting, and more holes per charge
- Progressive cutting edges provides power tool accessory balanced aggression to maximize torque efficiency and minimize stalling
- Improved double flute design for superior chip evacuation, cutting speeds and tool life
- Three-flat shank for all 1/2" drill chucks
- Laser markings for quick, easy product and size identification



CAT. NO.	DESCRIPTION
GSBSET3	Kwik Stepper® Step Bit Kit

HEAVY-DUTY FOLDING UTILITY KNIFE

- Heavy-duty aluminum housing with built-in blade storage
- Larger handle shape improves ergonomics
- Thumb pad allows safe position to apply extra cutting force comfortably
- Quick-change locking blade holder and lock-back feature for added safety and convenience
- Includes storage pouch and 5 extra blades



CAT. NO.	DESCRIPTION
0652-23	Heavy-Duty Folding Utility Knife

TI-METAL RECIPROCATING SAW BLADE

- Progressive-pitch reciprocating saw blades cut a wide range of standard construction materials quickly and cleanly - regardless of thickness
- Bi-metal construction provides maximum flexibility and break resistance - plus lasting sharpness
- Exclusive plunge tip makes starting cuts faster and easier
- Blades color-coded by application



CAT. NO.	DESCRIPTION
353-614	6" x 14T Reciprocating Saw Blade, 5/pack

WATERPROOF LED FLASHLIGHT

- Made from rugged ABS material ideal for hazardous and demanding environments
- With all-weather casing sealed against dust and waterproof up to 10' (3 m)
- It's compact for easy handling and powerful LEDs produce a bright 120-lm beam that spans a distance of 631' (192 m)
- Rubber ON/OFF push button



CAT. NO.	DESCRIPTION
FL4AAP	Waterproof LED Flashlight

BOLT CUTTERS

- Hardened alloy steel jaws are designed and manufactured to ensure the longest possible blade life
- One-step internal cam mechanism provides the quickest and simplest way to keep the cutting blades precisely aligned
- Handles and grips designed to allow greater mechanical advantage for crisp, controlled cutting

CAT. NO.	DESCRIPTION
14213	S14 Bolt Cutter
14218	S18 Bolt Cutter
14223	S24 Bolt Cutter
14228	S30 Bolt Cutter
14233	S36 Bolt Cutter
14238	S42 Bolt Cutter



SCREW EXTRACTORS

- Designed to effectively remove stripped or broken screws
- Made of sturdy steel for durability and come in a pre-formed plastic box that keeps tools organized and provides convenient storage
- This set contains 25 precision tools – one each of Extractor Models 1 to 5 inclusive with turnuts, drill Models 1 to 5 inclusive, and drill guides Models 921 to 1821 inclusive

CAT. NO.	DESCRIPTION
35585	Model 10 Screw Extractor Set



LEVELS

- RIDGID® Professional Levels are designed and built to last in the toughest job conditions
- Heavy duty structures are machined from a solid block of aluminum
- These levels provide accuracy, stability and provide the trade professional the ability to read 1/8" - 1/2" slope per foot

CAT. NO.	DESCRIPTION
20233	Night Shade 9" Torpedo Level
36248	5 Vial Torpedo Level
36253	5 Vial Laser Level



5 Vial Laser Level



Magnetic Torpedo Level



5 Vial Torpedo Level

MATERIAL HANDLING AND STORAGE

SET UP FOR SUCCESS

Rack it. Spin it. Hold it. Move it.
Get that conduit, wire or pipe where
you need it faster. These material
handlers and storage solutions put
everything you need to crank through
the job within an arm's reach.



CABINET BOX

- Measures 48" wide by 25" high by 24" deep
- Recessed and Concealed lock protectors for maximum security against drilling and cutting lock
- Enhanced lid bolster for added support and durability
- Finger-grooved lid handle for easy opening
- Front-door storage
- Reinforced high-strength shelves
- Large, lower storage areas for bigger items
- Continuous, non-removable hinge pins to prevent theft
- Weather-resistant design



CAT. NO.	DESCRIPTION
5760TD	Cabinet Box

CHEST BOX

- Measures 48" wide by 25" high by 24" deep
- Recessed and Concealed lock protectors for maximum security against drilling and cutting lock
- Enhanced lid bolster for added support and durability
- Finger-grooved lid handle for easy opening
- Steel support arm to hold lid in open position
- Convenient storage tray on back wall for small items
- Heavy-duty piano hinges with non-removable pin



CAT. NO.	DESCRIPTION
2448	Chest Box

FLAT-TOP BOX

- Flat-top design provides more storage capacity for tall, bulky items, plus a large work surface for jobsite plans
- Recessed and concealed lock protector inhibits forced entry and corrosion to lock
- Channel reinforcements on lid, lock side panels into lid for added security when closed
- Hinged lower shelf allows for easy storage of larger objects
- Angled handle recess prevents pinch points
- Continuous, non-removable hinge pins help prevent theft
- Side-wall storage
- Strategically located, easily accessible, durable gas springs provide for ease in opening lid
- Double hinge cover folds up and out of the way



CAT. NO.	DESCRIPTION
4860	Flat Top Box

FIELD OFFICE

- Slanted work surface with lockable, concealed storage area
- Concealed lock protectors protect locks from drilling and cutting
- Weather stripping on doors to help protect documents and tools from the elements
- Lid with heavy-duty gas spring and a locking arm for ease of opening and safety
- Shelving throughout storage box, for organizing and storing jobsite tools and supplies
- Grooved front doors for ease of opening and storage compartment access
- Continuous, non-removable pin hinges
- Transportable with forklift
- Optional casters available for increased mobility



CAT. NO.	DESCRIPTION
8060DLX	Field Office Box

MOBILE WORKBENCH CABINET

- Tough composition board work surface on top with built-in chain vise and telescoping wrench stop
- Removable self-stored shelf enables storage of larger items
- Storage box supplied with two (2) locking swivel casters and two (2) rigid 6" (152 mm) casters for easy mobility
- Recessed and concealed lock protector inhibits forced entry and corrosion to lock
- Flush-mounted doors, finger-groove door handles, front door storage
- Hemmed (reinforced) high-strength shelves
- Large lower storage areas for bigger items
- Continuous, non-removable hinge pins to prevent theft
- Angled handle recess to prevent pinch points
- Patented, ergonomically designed fold-down recessed handles



CAT. NO.	DESCRIPTION
3548	Mobile Workbench Cabinet

MOBILE CONDUIT AND PIPE RACK WITH 603 CASTERS

- 7 individual bins allow you to sort by size and type
- Foldable material trees
- Heavy duty 6" casters included
- Easily stacks for storage and transportation of multiple units
- High strength steel frame holds up to 1000 lbs of material
- Stacking block securely fits in tree stock to prevent tumbling



CAT. NO.	DESCRIPTION
668	Mobile Conduit and Pipe Rack with 603 casters

PORTABLE TRISTAND® VISES

Each TRISTAND pipe vise features integral folding legs for easy transport and setup, tool hangers and a base which overhangs the front legs for clear tool swing.

- Model 425 features “quick grab”, self-locking latch and carrying handle for ease of transport
- Model 40-A Integrates a yoke style vise into the base and a rugged tool tray
- Model 460-6 Optimized base layout to maximize working area, convenient lug to clamp the weld ground, rugged leg chain for the tough demands and a durable tool tray
- Model 460-12 All the features of the 460 6 but a capacity of 12" and an adjustable rear leg

CAT. NO.	DESCRIPTION
36273	460-6 Portable TRISTAND Chain Vise for 1/8" - 6" Pipe
36278	460-12 Portable TRISTAND Chain Vise for 1/8" - 12" Pipe
40130	40-A Portable TRISTAND Yoke Vise for 1/8" - 2 1/2" Pipe
16703	425 Portable TRISTAND Chain Vise for 1/8" - 2 1/2" Pipe



V HEAD PIPE STANDS

- Easy adjustability with locking rings
- Effortless transport and storage with folding leg mode
- Ergonomically designed adjustment handle

CAT. NO.	DESCRIPTION
56662	V Head High Pipe Stand
22168	V Head High Folding Pipe Stand



STAND CHAIN VISE

- Handy, portable stand chain vise
- Sturdy cast-iron frame
- Equipped with pipe rest, pipe bender, and tool tray. 1 1/4" pipe for legs and connecting pipe not furnished

CAT. NO.	DESCRIPTION
40165	Model 560 Top Screw Stand Chain Vise



BENCH CHAIN VISES

- Crank handle is anchored to base
- Rugged cast-iron base has handy pipe rest and bender. Capacities of 1/8" through 8"
- Two models available for plastic pipe. Toothless jaws are neoprene-coated to prevent scoring of pipe

CAT. NO.	DESCRIPTION
40185	BC210A Top Screw Bench Chain Vise, 1/8" - 2 1/2"
40195	BC410A Top Screw Bench Chain Vise, 1/8" - 4"
40200	BC410PA* Top Screw Bench Chain Vise, 1/2" - 4 1/2"
40205	BC510A Top Screw Bench Chain Vise, 1/8" - 5"
40210	BC610A Top Screw Bench Chain Vise, 1/4" - 6"
40215	BC810A Top Screw Bench Chain Vise, 1/2" - 8"
40175	BC2A Bottom Screw Bench Chain Vise, 1/8" - 2"
40180	BC4A Bottom Screw Bench Chain Vise, 1/8" - 4"

* For Plastic Pipe designated with "P" in model number



PORTABLE CHAIN VISE

- Light, strong, portable post-chain vise fits any shape or kind of post
- Model 640 features a tray for an oil can, plus a handy pipe bender
- Portable yoke vise easily attaches to plank, workbench or post


CAT. NO.	DESCRIPTION
40170	Top Screw Post Chain Vise



PIPE FABRICATION

BUILT FOR MAXIMUM UPTIME

RIDGID® and Greenlee® fabrication tools are engineered to stand up to the toughest conditions. And, day after day, job after job – they're hitting the grind right there with you. If you're one who likes to start early and finish faster, reach for the fabrication tools more professionals trust.



Shear 30T

Maximize productivity from preparation to jobsite.

- 30-ton ram quickly shears through tough materials
- Laser-marked measuring guide delivers accurate cuts
- Quick die changing system ensures efficiency
- Eliminates hot metal shavings caused by traditional cutting methods
- Automatic die retraction makes for easy operation

CUTTING APPLICATIONS:

Strut, Back to Back Strut, Threaded Rod, DIN Rail, Legrand®, Angle Iron & Rebar

WEIGHT OF SHEAR 30T:

227 lbs (Includes shearing unit, mobile cart, and measurement arm)

OPERATING FORCE: 30 Ton Ram



CAT. NO.	DESCRIPTION
GLSSB	Shearing Station and Cart
GLSS980KIT-B	Shearing Station and Cart w/ 980 Electric Hydraulic Pump
GLSSEHPKIT-B	Shearing Station and Cart w/ EHP Battery Hydraulic Pump



1 5/8"
Back to Back Strut
(Cat. #158DSTRT)

Up to 2" x 2" x 1/4"

(Cat. #14ANG-KIT)



1/4", 3/8", 1/2", 5/16"
(2 slots 3/8", 2 slots for 1/2")
THREADED ROD
(Cat. #1458TROD)

DIES FOR STRUT

CAT. NO.	DESCRIPTION
158SSSTR	Dual-Profile Strut – 1 5/8" & 1 3/16" x 1 5/8"
158STRDSTRT	Strut – 1 5/8" x 1 5/8"
1316SSSTR	Strut – 1 3/16" x 1 5/8"
78SSSTR	Strut – 7/8" x 1 5/8"
158DSTRT	Back to Back Strut – 1 5/8"
1316DSTRT	Back to Back Strut – 1 3/16"
78DSTRT	Back to Back Strut – 7/8"
4STRT21	4Dimension™ 4D21 Channel
4STRT22	4Dimension 4D22 Channel

DIES FOR OTHER MATERIALS

CAT. NO.	DESCRIPTION
1458TROD	Threaded Rod – 3/8", 1/4", 1/2", 5/8"
3000SSRB	Legrand – 2 3/4" (Cover)
3000SSRC	Legrand – 2 3/4" (Cover)
THDR7515	DIN Rail Combo Die – 7.5mm & 15mm x 35mm
GSDR15	DIN Rail – G-Section
*14ANG-KIT	Angle Iron – Up to 2" x 2" x 1/4" (Support system included)
*26RBR-KIT	Rebar – Up to #6 (Support system included)

MODEL 300 COMPLETE THREADING MACHINE

- Reversible 1/2 HP universal motor
- Ideal for use with RIDGID roll groovers
- Lightweight, portable design at only 115-154 lbs (52-70 kg)
- Fast transport and set-up
- Self-contained oil system with adjustable flow control
- Versatility for threading and grooving

SPECIFICATIONS:

- Pipe Capacity – 1/2" to 2" (3mm - 50mm)
- Bolt Capacity – 1/4" to 2" (6mm - 50mm)
- Motor – 1/2 HP, Universal reversible motor, single-phase, 25-60 Hz
- Switch – Heavy-duty FOR/OFF/REV and Integral Foot Switch
- Chuck – RIDGID speed chuck with replaceable rocker-action jaws
- Spindle Speed – 38 RPM (57 RPM available)
- Rear Centering Device – Cam-action turns with chuck
- Support Bar – Heavy-duty



CAT. NO.	DESCRIPTION
15682	300 Complete 115V, 25-60 Hz (NPT), 38RPM
15722	300 Complete 115V, 25-60 Hz (NPT), 57RPM

535 THREADING MACHINE

- Large 1.75 gallon (6.6 L) oil tray
- Large chip tray
- High clearance carriage makes threading easier
- Speed chuck with rocker-action jaws centers and grips work piece instantly.
- Can be used with geared 141 and 161 threaders
- Uses Model 816/817 semiautomatic, Model 815A self-opening or Model 811A quick-opening die heads
- Length gauge for quick, accurate cut-off

SPECIFICATIONS:

- Pipe Capacity – 1/8" - 2" (3mm - 50mm) 2 1/2" - 4" (62mm - 100mm) 4"-6" (100mm-150mm) with 141 and 161 geared threaders
- Bolt Capacity – 1/4" - 2" (6mm - 50mm)
- Switches – FORWARD/OFF/REVERSE and integral safety foot switch
- Chuck – Speed Chuck™ with three replaceable rocker-action jaw inserts
- Rear Centering Device – Cam-action, turns with chuck
- Cutters – Self-centering, full floating. Two models available:
 - Standard Model 820 Wheel-Type Cutter, pipe capacity 1/8" - 2" (3mm-50mm), bolt capacity 1/4" - 1" (6mm-25mm)
 - Optional Model 821 Blade-Type cutter, pipe capacity 1/2"-2" (12mm-50mm)
- Reamer – 5 flute cone, RH, 1/8" - 2" (3mm - 50mm)
- Oil Pump – Self-priming gerotor oil pump
- RH/LH combination reamer available



CAT. NO.	DESCRIPTION
93287	535 Threading Machine 1/2" - 2" NPT Hammer Chuck Machine, 36 RPM
96502	535 Threading Machine 1/2" - 2" NPT Hammer Chuck Machine, 54 RPM

1224 THREADING MACHINE

- An induction motor helps minimize noise
- A special capacitor-start / capacitor-run motor allows the 1224 to thread a full range of material where voltage drop is experienced
- 1/4"-2" Universal Die Head; 2 1/2"-4" receding die head allows cutting of tapered or straight NPT/NPSM or BSPT/BSPP threads
- Constant and proper lubrication of dies and workpiece with through-head oiling

SPECIFICATIONS:

- Nominal Pipe Capacity – 1/4" - 2" (6mm - 100mm) @ 36 RPM, 2 1/2" - 4" (65mm - 100mm) @ 12 RPM, 4" - 6" (100mm - 150mm) with 161 Geared Threader
- Bolt Capacity – 1/4" - 2" (6mm - 50mm)
- Motor Control – REVERSE/OFF/FORWARD, heavy-duty rotary type and integral foot switch
- Gear Box – Two speed gear box with a 3:1 ratio
- Chuck – Hammer-type with replaceable rocker action jaw inserts
- Rear Centering Device – Cam action
- Oiling Pump – Self-priming, gerotor type, automatic reversing, constant flow
- Oiling – Through die head



CAT. NO.	DESCRIPTION
26092	1224 Threading Machine 1/4" - 4" NPT Hammer Chuck

700 POWER DRIVES

- Heavy-duty, hand-held power drive
- Designed for use with Model 12-R die heads
- Durable cast aluminum body

SPECIFICATIONS:

- Capacity – 1/8" - 2" Pipe (6 - 50 mm). 1/4" - 1" (8 - 25 mm) Bolt (using 00-RB Die Heads)
- Weight – 25 lbs. (11 kg) Power Drive only
- Length – 28 1/4" (71.7 cm)
- Switch – Double throw reversible
- Gear Head – Spur gear reduction face gear drive. Spring-loaded adapter pawls. Hardened steel spindle gear
- Body – Cast aluminum
- Die Heads – 12-R. Other Die Heads with adaptors: 00-R, 00-RB, 11-R



CAT. NO.	DESCRIPTION
41935	700 Power Drive 115 V 50/60 Hz Only
45178	700 Power Drive w/ 1/2" - 2" NPT Die Heads, Case and Support Arm

760 FXP POWER DRIVE

- Cordless Freedom - Complete up to 30 2" threads on a single charge* with the FXP Battery Platform
- Speed - Cut high quality threads on ½" - 2" pipe and conduit faster than the competition**
- Torque Reaction Shutoff - Tool automatically shuts off if kickback is detected
- End of Thread Indicator - LEDs illuminate the die head and notify the user when the thread is nearing completion
- Brushless motor - Provides optimal output, enhances efficiency, and reduces downtime with no scheduled maintenance
- Connected - Customize, monitor and manage your tool with the RIDGID Link app
- Compatibility - Compatible with existing RIDGID die heads and the 258 & 258XL Pipe Cutters (12-R Tool Only)

*With a fully charged 4Ah battery on 2" Schedule 40 pipe

**Faster on 1 ½"-2" Schedule 40 Pipe

SPECIFICATIONS:

- Pipe Threading Capacity: Pipe ⅛" to 2" (3mm - 50mm)
- Bolt Threading Capacity: Bolt ¼" to 1" (6mm - 25mm) with 00-RB Die Head
- Die Type: High Speed Dies Recommended
- Left Hand Threads: Yes, with appropriate Die Head
- Support arm: No. 692
- Power Source: RIDGID RB-FXP40 or RB-FXP80 Battery Pack
- Motor Type: Brushless DC Motor
- Watts: 1080 W
- Operating Speed (RPM): 42 RPM, no load
- Controls: FORWARD/REVERSE Slide Switch and ON/OFF Momentary Contact Switch
- Bluetooth Range: 33' (10 m)
- Weight (No Battery): 24 lb (10.9 kg)



CAT. NO.	DESCRIPTION
71993	760 FXP Power Drive (12-R), Support Arm, Case
72013	760 FXP Power Drive (12-R), 2x 4Ah FXP Batteries, FXP Charger, Support Arm, Case
72023	760 FXP Power Drive (12-R), 2x 4Ah FXP Batteries, FXP Charger, ½-2" 12-R NPT Die Head Set, Support Arm, Case
71998	760 FXP Power Drive (11-R), Support Arm, Case
72018	760 FXP Power Drive (11-R), 2x 4Ah FXP Batteries, FXP Charger, Support Arm, Case
72028	760 FXP Power Drive (11-R), 2x 4Ah FXP Batteries, FXP Charger, ½-2" 11-R NPT Die Head Set, Support Arm, Case

HOLE CUTTING

PUNCH THROUGH IT ALL

From hole cutting to the largest offering of knockouts in the industry, RIDGID and Greenlee help you get through it all faster and cleaner.



BATTERY-HYDRAULIC KITS WITH SLUG BUSTER® PUNCHES

Compact, fast, and powerful battery-hydraulic knockout drivers capable of punching up to 4-inch conduit sized holes in mild steel, stainless steel, aluminum, brass, copper, fiberglass and plastics.

- Time Saver - maximum cycle time of 8 seconds
- Patent-Pending Auto-Retract Technology - pressure-sensing technology accurately detects punch completion and automatically retracts the ram, for longer tool life
- 360° Rotating Head - rugged, patent-pending swivel design to punch at any angle
- Compact, Ergonomic Design - ergonomic tapered grip for easy one-handed operation
- Slug-Buster® punch profile splits slugs for easy slug removal
- Knurled edge on punches for better grip
- Laser markings for quick part identification. Alignment markings for improved accuracy
- Easy threading - draw studs with “dog point” tip helps eliminate cross-threading. Hex key access for easy removal from tool
- Gator Eye® Compatible - with i-Press™ software, monitor tool performance including peak forces and number of cycles
- Compatibility - works with all Greenlee knockouts. Same draw studs used with Intelli-PUNCH™, LS50L2 and 746A ram



7-TON

7-TON PUNCHING FORCE

Punch up to:
 4" conduit up to 12 ga mild steel
 3" conduit up to 10 ga mild steel
 2" conduit up to 12 ga stainless steel

LS50L2



11-TON

11-TON PUNCHING FORCE

Punch up to:
 4" conduit up to 10 ga mild steel
 4" conduit up to 10 ga stainless steel

LS100X Intelli-PUNCH™

LS100X INTELLI-PUNCH™ 11-TON BATTERY-HYDRAULIC KNOCKOUT KITS

CAT. NO.	DESCRIPTION
LS100XB	Intelli-Punch™ Bare Tool with Case
LS100X11SB	Intelli-Punch™ with Slug-Buster® Knockouts, ½" to 2"
LS100X11SB4	Intelli-Punch™ with Slug-Buster® Knockouts, ½" to 4"
LS100X11SB4X	Intelli-Punch™ with Slug-Buster® Knockouts, ½" to 3" and 4"

LS50L2 7-TON BATTERY-HYDRAULIC KNOCKOUT KITS

CAT. NO.	DESCRIPTION
LS50L11B4	Slug-Buster® ½" to 4" Conduit
LS50L11B	Slug-Buster® ½" to 2" Conduit
LS50L11A	Driver, Draw Studs, Battery, Charger, and Case
LS50LB	Driver and Case Only
LS50L2	Driver Only



LS100X11SB4



LS50L11SB4

11-TON MANUAL-HYDRAULIC DRIVERS

The compact design with 11 tons of punching force is capable of punching up to 4" conduit size holes in 10-gauge mild steel and 12-gauge stainless steel; also punches aluminum, brass, copper, fiberglass and plastics. The hand pump and foot pump options allow for a variety of operation orientations.

- Compact, Lightweight Design - for portability and fast, easy one-person operation
- Knurled edge on punches for better grip
- Knockout set features new die design optimized for widest range of materials and drivers
- Laser markings for quick part identification. Alignment markings for improved accuracy.
- Easy threading - draw studs with "dog point" tip helps eliminate cross-threading. Hex key access for easy removal from tool.
- Compatibility - Works with all Greenlee knockouts. Same draw studs used with Intelli-PUNCH™, LS50L2 and 746A ram



CAT. NO.	DESCRIPTION
7310SB	11-Ton Hydraulic Knockout Kit with Hand Pump and Slug-Buster® ½" - 4"

MANUAL-HYDRAULIC RAM AND PUMP KITS WITH SLUG SPLITTER® PUNCHES

- Powerful 11 ton hydraulic ram
- Unique punch profile splits slugs for easy slug removal
- 3 foot hose
- Slug-Splitter® SC knockout punches with capacities up through 10 gauge stainless steel
- Self-centering punch aligns itself on pilot hole
- No need to draw crosshairs or line up die alignment marks



CAT. NO.	DESCRIPTION
7506	Slug Splitter® ½" to 2" Conduit

RATCHET KITS AND MANUAL SETS

- New Greenlee high-leverage wrench with five-degree ratcheting mechanism
- Slug-Buster® punch profile splits slugs for easy slug removal
- Knurled edge on punches for better grip
- Knockout sets feature laser markings for quick part identification. Alignment markings for improved accuracy
- Easy threading - draw studs with "dog point" tip helps eliminate cross-threading



CAT. NO.	DESCRIPTION
7238SB	Slug-Buster® ½" to 2"
7240SB	Slug-Buster® ½", ¾" Conduit, 30.5mm

KNOCKOUT SETS

- Slug Splitter® knockout set kit includes 2 1/2", 3", 3 1/2" and 4" knockout punches for use in up to 10 gauge stainless steel
- Draw stud, adapter and case included

CAT. NO.	DESCRIPTION
7308	Stainless Steel 2 1/2", 3", 3 1/2" and 4" Conduit



PUSHBUTTON (OILTIGHT) KNOCKOUT

- Punch and notch in one easy step for fast pushbutton (oiltight) installation
- Optimized depth for widest range of materials and drivers
- Designed for use with any Greenlee manual and battery hydraulic driver – no adapters required
- Provides maximum life in mild and stainless steel

CAT. NO.	DESCRIPTION
KS-PB22	Pushbutton (Oiltight) Knockout Set - 22.5mm
KS-PB30	Pushbutton (Oiltight) Knockout Set - 30.5mm



CARBIDE-TIPPED STAINLESS STEEL HOLE CUTTER

- Cuts stainless steel quickly and easily
- Quick-Change arbor allows for easy changes to cutter heads
- Flange stop prevents over-drilling
- Replaceable cobalt-steel pilot drill with split-point tip prevents walking
- Minimum chuck size 3/8"

CAT. NO.	DESCRIPTION
660	5 Piece Quick Change Carbide Cutter Set



BENDING

BEND WITH THE BEST

From stubs to offsets, and saddles to U-bends in EMT, IMC, PVC Coated or rigid conduit, Greenlee benders help you make the highest quality bends faster. We are the leader in bending and continue to innovate to move the industry forward.



555C ELECTRIC BENDER

- Features simple relay controls for easy field repairs
- Lightweight, compact design for easy jobsite portability
- Bend ½" to 2" Rigid/IMC/EMT on 2A shoes
- The optional PVC-coated Rigid conduit shoe group can be used on all 555 series benders
- The 555C Classic Series features simple relay controls for easy field repairs, and compact handle design to prevent interference with conduit when bending



CAT. NO.	DESCRIPTION
555C	Classic Electric Bender Power Unit

854DX ELECTRIC BENDER

- 1 shoe bends ½" to 2" EMT, IMC and Rigid conduit
- Absolute encoder stops bending at precise angles
- Solid state electronics rated for 1,000,000+ bends
- Simple switching between vertical and horizontal bending configurations
- Digital pendant sets angle and monitors process
- Solid state system eliminates arcing and prevents damage from temporary power loss



CAT. NO.	DESCRIPTION
854DX	Single Shoe Electric Conduit Bender

PVC HEATING BLANKET

- Make bends, offsets or saddles in PVC fast and easy
- Easy to use: wrap blanket around PVC, secure with hook and loop strap
- Built-in stiffeners help keep the blanket tight to the PVC surface
- Remove blanket and form bend by hand
- Controlled, even heating for uniform bending
- Bending tool comes with heavy-duty cord and thermostat for long life
- Temperature over 300° F (149° C)



CAT. NO.	DESCRIPTION
860-1 ½"	PVC Heating Blanket for up to 1 ½"
860-3	PVC Heating Blanket for 2" - 3"
860-4	PVC Heating Blanket for 3 ½" and 4"

SHOTGUN SHOE FOR 555® BENDERS

- Works with Greenlee 555 Series electric benders
- Adjust length indicator to set different heights for stubs and kicks
- Up to 2X faster bend cycle time – Pays for itself in less than 1 year*

CAT. NO.	DESCRIPTION
SG4	Shotgun Shoe for 555 Series



SHOE GROUPS FOR 555® BENDERS

- Bend 1/2" to 2" on one shoe*
- No loose pieces
- One time setup
- Less lifting reduces operator fatigue
- Works with Greenlee® 555CX, 555DX and 555C electric conduit benders

CAT. NO.	DESCRIPTION	COMPATIBILITY	
		555C	555CX/ 555DX
28008	Rigid Shoe Group, 1/2" to 2"	X	X
12586	PVC-Coated Shoe Group, 1/2" to 2"	X	X
13934	EMT Shoe Group, 1/2" to 2"	–	X
23803	EMT Shoe Group, 1/2" to 2"	X	–
01323	IMC Roller Support, 1/2" to 2"	X	–
13856	IMC Squeeze Roller, 1 1/2" - 2"	–	X



28008



12586



13934



23803




01323



13856

RIGID CONDUIT BENDER WITHOUT HYDRAULIC PUMP

- Strong, yet lightweight, portable, pin-assembled aluminum components
- Easy-to-use ram travel scale and charts for accurate bends
- Make elbows, offsets and saddles
- Both 884 and 885 bend One-Shot 90°s in 1 ¼" - 4" Rigid conduit
- Optional shoes available to bend PVC-coated Rigid conduit
- Optional 1802 Bending Table available for easier operation



CAT. NO.	DESCRIPTION
884	1 ¼" through 4" Rigid Conduit Bender, without hydraulic pump
884-PVC	1 ¼", 1 ½", 2", 3" and 4" PVC Coated Rigid Conduit Bender without hydraulic pump

CAM-TRACK® CONDUIT BENDER

- Easier & Faster Setup - Extended yoke and spring pins deliver up to 6x faster changeover.
- Reduce Strain & Fatigue - Up to 55% lighter follow bars make for easier operation.
- Added Security - Locking features secure all shoes and accessories.
- Ergonomic Storage - All accessories stored in ergonomic lifting positions.
- Optimal Accessibility - Dedicated storage and labeling system.
- Enhanced Mobility - Fits through standard width doors 32" wide, raised fork pockets for better balance, and dedicated strapping points for securing in trailer.
- Convenient Storage - Built-in holders for pendant and cotter pins.
- Hands-Free Media Stand - Easy access to tablets and notebooks.



CAT. NO.	DESCRIPTION
881GX	881 Cam-Track® Bender for 2 ½" - 4"
881GXE980	881 Cam-Track® Bender for 2 ½" - 4" with 980 Hydraulic Pump
881GXE980MBTS	881 Cam-Track® Bender for 2 ½" - 4" with 980 Pump and Mobile Bending Table
881MBTS	Mobile Bending Table



881GXE980



881GX

1800 MECHANICAL BENDER

- Ratchet action for increased leverage
- Bypass the ratchet for fast, direct bending on smaller sizes
- Heavy-duty welded construction for long, reliable service
- Built-in bending degree indicator and easy to use bending charts for accurate, consistent bends
- Does not include handle

CAT. NO.	DESCRIPTION
1800	Mechanical Bender for 1/2", 3/4", 1" IMC and Rigid conduit
1800G1	Mechanical Bender without undercarriage, for bench or truck bed mounting. Bends 1/2", 3/4", 1" IMC and Rigid conduit
1801	Mechanical Bender for 1 1/4", 1 1/2" IMC and Rigid conduit



1818 MECHANICAL BENDER

- Bends a wide variety of types and sizes of conduit
- Durable ratchet mechanism for easy bending
- Bypass the ratchet for fast, direct bending on smaller sizes
- Bending degree indicator and charts for fast, easy, accurate bending
- All shoe and bending tool accessories can be mounted to the frame unit and secured with a chain and lock
- Heavy-duty undercarriage with wheels
- Does not include handle

CAT. NO.	DESCRIPTION
1818	Mechanical Bender for 3/4" through 2" EMT conduit, 1/2" through 1 1/4" IMC conduit and 1/2" through 1 1/2" Rigid steel, aluminum and stainless steel conduit
1818R	Mechanical Bender for 1/2" through 1 1/4" IMC conduit and 1/2" through 1 1/2" Rigid steel, aluminum and stainless steel conduit
1818T	Mechanical Bender for 3/4" through 2" EMT conduit and 3/4" & 1" stainless steel EMT



CABLE PULLING

GET CABLE WHERE YOU NEED IT TO BE

From simple, straight shots to pulls with multiple bends and offsets, Greenlee Cable Pulling equipment saves time, increase your efficiency and safely pulls cable where you need it to be.



CABLE FEEDER

- One person set-up and operation
- Accommodates cable ranging in size up to 3.5" (88.9 mm) in diameter
- Feeds cable at variable speeds to match the speed of cable puller
- Tires for improved traction with low friction cable
- Two cable loading methods: Top-loading and End-loading
- Available with pendant and toggle switch

CAT. NO.	DESCRIPTION
6810	Ultra Cable Feeder™ with Hand Switch 120V



ULTRA-TUGGER® 10 WITH MOBILE VERSI-BOOM™

- Two-speed motor allows for fast pulls up to 10,000 pounds
- The strong, rugged motor is designed to handle both large and small cable pulling applications up to 10,000 pounds
- On-board force gauge uses LED lights to display pulling force and speed
- Quickly change from high-speed to low-speed by double-tapping the foot pedal
- Removable foot pedal for storage
- Sets up in less than 2 minutes and can be used in every pulling situation

CAT. NO.	DESCRIPTION
6906	UT10-2S Package with Mobile VersiBoom II
6906A	UT10-2S Package with Mobile VersiBoom™ II and 6 Adapters



HOOK SHEAVES

- For use with UT8, UT5, 6001, UT4 and UT2™ cable pullers
- Strong, welded steel frames
- Forged steel closure type hooks with 1" (25.4 mm) opening
- All three sheaves are aluminum alloy with self-lubricating bearings

CAT. NO.	DESCRIPTION
8012	12" Hook Sheave
8018	18" Hook Sheave
8024	24" Hook Sheave



SET SCREW CLAMP PULLING GRIP KIT

- Use to pull in 2" (50.8mm) or larger conduit
- Type of pulls: heavy, long runs
- Type of grip: Flexible eye ¼" (6.4mm-629mm) (6.3mm-504mm) diameter galvanized steel aircraft cable connected to 2 cable receptacles with ⅝" (15.9mm) diameter opening and 2 clamping set screws
- Select pulling grips with a maximum-rated capacity that meets or exceeds the cable pulling tool's maximum pulling force
- Minimum cable diameter is ⅜"

CAT. NO.	DESCRIPTION
629	Pulling Grip with Clevis includes 624S, 624L and 678 clevis – 4 Clamp




CABLE TRAY ROLLERS

- Installed up through the bottom of the tray for easy removal after the cable is installed
- Individual rollers keep rolling with each cable even after several cables have been installed in the tray
- Steel ball bearing rollers for long life and less friction
- Steel welded frame
- Adjustment slots and universal mounting brackets

CAT. NO.	DESCRIPTION
20249R	Right Angle Rollers 24" (609.6 mm) radius 90°
2018R	Radius Cable Roller for 12" – 18" (304.8 – 457.2 mm) wide tray
2018S	Straight Cable Roller for 12" – 18" (304.8 – 457.2 mm) wide tray



20249R



2018R

G1 VERSI-TUGGER™ - HANDHELD 1,000 LB PULLER

- Handheld, Cordless Puller
- Constant pull force up to 600 lbs.
- Unload Poly Line In Seconds After A Pull - Line slides off tapered capstan when spool wall is removed, no need to reverse the drill
- Pull 68% faster than manual pulling
- Works most 18v-20v cordless drills
- Adjustable boom - The 17" rotatable boom quickly adjusts to fit each job with 3 length positions to choose from. Extend the boom with 1" rigid conduit
- Universal Pulling Head - One-size-fits-all pulling head attaches quickly to any size conduit from ½" - 4"

CAT. NO.	DESCRIPTION
G1	G1 Versi-Tugger™ includes 17" boom, pulling head, capstan, frame & gearbox *Drill NOT included



WIRE AND CABLE TERMINATION

SAFELY CUT AND CRIMP WIRES & CABLES

Cutting. Stripping. Crimping. Greenlee offers complete termination solutions to accurately and safely perform the job.



12-TON BATTERY-POWERED CRIMPING TOOL

- The Greenlee EK1230LX11 are hand-held, self-contained tools intended to crimp aluminum and copper connectors onto the electrical cable. These tools have a retraction stop feature which allows the operator to stop the retraction motion of the ram to shorten cycle time. The EK1230LX11 also contains Bluetooth connectivity, which is enabled through the Gator Eye app.
- Includes two batteries and a 120 volt charger
- Adapter for corded operation sold separately
- Several power options available - batteries, power cord, or without a power source
- Uses Greenlee KC12, KA12 & KD12 crimping dies plus all industry "U" style crimping dies



CAT. NO.	DESCRIPTION
EK1230LX11	12 Ton Crimper 30mm, Pistol Grip, 120V

12-TON MULTI-FUNCTION CRIMPING TOOL

- Intelligent Crimping System Technology includes a pressure sensor that monitors the crimping force of each crimp and provides the operator a visual and audible alert if the force is below specifications
- Retraction Stop Repeat (RSR) allows the operator to partially retract the ram and then the tool repeats the retraction for subsequent crimps
- Tools automatically retract when the crimping cycle is complete
- LED light provides the operator with the battery charge and tool maintenance status and LED work light illuminates dark work areas
- Two-stage hydraulic system provides fast advance and power speeds, saving time
- Crimping head rotates 350°
- Crimping Capacity: 750 Kcmil (MCM) Cu & Al



CAT. NO.	DESCRIPTION
E12CCXLX11	12-Ton, Multi-Tool, 120V Charger, Two 4.0 Ah Batteries

12-TON PISTOL INDENTER CRIMPING TOOL

- Dieless indent style crimping head does not require interchangeable crimping dies
- Intelligent Crimping System Technology includes a pressure sensor that monitors the crimping force of each crimp and provides the operator a visual and audible alert if the force is below specifications
- Automatic Retraction Stop (ARS) which retracts the ram just enough to get ready for the next cycle saving time and energy
- Tools automatically retract when the crimping cycle is complete
- LED light provides the operator with the battery charge and tool maintenance status and LED work light illuminates dark work areas
- Two-stage hydraulic system provides fast advance and power speeds, saving time
- Crimping head rotates 350°
- Crimping Capacity: 1000 Kcmil (MCM) Cu & Al



CAT. NO.	DESCRIPTION
EK12IDLX11	12-Ton Dieless Crimper, Flip Top, 120V Charger, Two 4.0 Ah Batteries

6-TON INLINE CRIMPING TOOL

- Intelli-CRIMP® technology notifies operator with a visual and audible alert in real time if crimp force is not achieved
- One trigger controls all tool functions
- Crimping head rotates 350°
- Patented spring pin jaw engagement
- LED work light illuminates dark work areas
- LED display with real time PSI reading
- Bluetooth® enabled

CAT. NO.	DESCRIPTION
EK425LXD011	6-Ton Crimper, CJD30 Jaw, 120V Charger, Two 4.0Ah Batteries



HAND HYDRAULIC DIELESS CRIMPING TOOL

- Dieless indent style crimping head does not require interchangeable crimping dies
- Head rotates 350 degrees to get into tight locations
- Two-speed pump provides rapid crimping cycle time
- Lightweight and strong fiberglass handles
- Comes with molded carrying case
- Crimping Range: Aluminum – 6 AWG to 1000 kcmil, Copper – 4 AWG to 1000 kcmil

CAT. NO.	DESCRIPTION
HK121D	Hand Hydraulic Dieless Crimping Tool



BATTERY-POWERED CABLE CUTTER

- Small size makes the ES32LX an excellent tool for use inside panel boxes
- In-line tool style is light weight and very easy to control
- One trigger controls all tool functions
- Tools automatically retract when the cutting cycle is complete
- Head rotates 350°
- Equipped with Bluetooth™ Communication enabled via the Greenlee Gator Eye app. Features LED display screen communicating pressure and battery levels as well as tool diagnostics with real-time tool feedback

CAT. NO.	DESCRIPTION
ES32LX11	32 mm Soft Metal Cable Cutter, 120V Charger, Two 2.0 Ah Batteries



CABLE TRAY CUTTER

- Equipped with Bluetooth® Communication enabled via the Greenlee Gator Eye app. Features LED display screen communicating pressure and battery levels as well as tool diagnostics with real-time tool feedback.
- Cuts basket style cable tray wires in 2 seconds
- Makes flush cuts
- State of the art 18V lithium ion (Li-ion) battery provides 70% more cycles per charge and faster cycle times
- LED light provides the operator with the battery charge and tool maintenance status In-line tool style is light weight and very easy to control

CAT. NO.	DESCRIPTION
ETS8LX11	8 mm Bolt Cutter, 120V Charger, Two 2.0 Ah Batteries



HEAVY-DUTY CABLE CUTTER

- Cable cutters feature strong, lightweight fiberglass handles
- Adjustable pivot bolt provides for blade adjustment
- Features heavy-duty forged steel blades that are ideal for cutting through copper and aluminum cables, as well as a black oxide finish with a heat treatment process to help with rusting and longevity
- Durable and lightweight fiberglass handles are coated with plastic to ensure that cutting is made easy

CAT. NO.	DESCRIPTION
706	Heavy-Duty Cable Cutter



BATTERY-POWERED PUMP

- Operates with any 10K PSI single acting remote heads
- 3 in 1 program settings for crimping, cutting, and punching functions
- Real-time crimp force monitoring with numeric digital display featuring Intelli-CRIMP™ technology
- Audible and visual fault alert
- On-board and remote rocker switches for pump activation
- Retraction Stop Repeat (RSR) allows users to teach pump where to start and stop each cycle
- Real-time LED readout permits user to visually monitor pressure cycle



CAT. NO.	DESCRIPTION
EHP700L11	Power Pump, Li-ion, STD, 120V

ACCESSORIES FOR EHP700L11

REMOTE HEAD HYDRAULIC CABLE CUTTER

- Ideal for cutting of larger diameter Copper and Aluminum power cables up to 4" capacity
- Precision blades provide clean cut
- Lightweight compact design
- Two handles provide good control and quick positioning for making cuts
- Scissor style blades enable quick application and lifting motion for tough to reach cables
- 3/8" NPT male screw type connector
- Ideal for use with EHP700L battery pump



CAT. NO.	DESCRIPTION
SDK105	Remote Cable Cutter, 105mm

REMOTE-POWERED CRIMPING HEAD

- Remote powered crimping head uses Greenlee KC12, KA12 and KD12 dies as well as industry U type dies
- Boss included on each crimping head for use with hotsticks
- Easy to get into tight locations, light weight makes excellent choice for hotstick use
- Single-acting tool requires an external hydraulic pump capable of 10000 PSI
- Equipped with 3/8" male, screw type coupler
- Capable of crimping wide range of lugs, C-taps, H-taps and overhead tension sleeves
- Intelli-CRIMP™ features available when used with Greenlee EHP700L
- Includes carrying case



CAT. NO.	DESCRIPTION
RK1240	12-Ton Remote-Powered Crimping Head, 42mm

TEST & MEASUREMENT

INTUITIVE. ACCURATE. RELIABLE

RIDGID and Greenlee Test and Measurement products are designed to help our customers manage and deliver electric power safely and efficiently. Expect nothing but the best from RIDGID and Greenlee.



V-WATCH® PERSONAL VOLTAGE DETECTOR

The next generation V-Watch Personal Voltage Detector provides an extra level of safety by detecting and alerting you to the presence of electrical fields or energized electrical equipment.

- Alerts user to the proximity of high voltage with a loud alarm and bright lights
- Frequency of alarm increases as the user gets closer to the electrical hazard
- Typical initial warning distance is about 7 feet (2.13 m) from a 4kVAC conductor and warning distance increases with higher voltages
- Lightweight detector with a rugged protective housing
- Built-in self test
- Field replaceable AAA batteries with low battery indicator



CAT. NO.	DESCRIPTION
VWS-20	V-Watch Personal Voltage Detector with VW-S-BAG Bag

STRAY VOLTAGE DETECTOR

Model LV-5, is used to detect stray voltage as low as 5 volts which may be present on any electrically conductive surface such as street light poles, guide guy wires, wood transmission poles, meter cans, manhole covers and many other metallic surfaces in and around electrical utilities.

- Indicates the presence of stray or contact voltage
- Direct contact detector alerts at 5V and up
- No ON/OFF button, detector is always on
- Use on street light poles, guide guy wires, wood transmission poles, meter cans, manhole covers and other metallic surfaces
- Available holster with integrated tester accessory
- Rugged, water-resistant, utility-grade design



CAT. NO.	DESCRIPTION
LV-5/K01	Stray Voltage Detector, Detects Stray Voltage from 5-600VAC; Kit Includes LV-5, Holster and Integrated Tester
LV-5	Stray Voltage Detector, Detects Stray Voltage from 5-600VAC

CIRCUIT SEEKER™ CIRCUIT TRACER

- Advanced patented non-directional sensing technology
- Superior sensitivity and functionality providing for accurate tracing and locating
- Ergonomic receiver with information-rich full-color graphical LCD
- Graphics and audible signal provide quick and easy to understand tracing feedback
- Traces concealed wiring, locates junction boxes, and finds breakers for live or open circuits
- Locates and identifies blown fuses
- Finds shorts and breaks in conductors
- Low pitch, high volume audible indicator
- Power saving features promote extended battery life (Auto Power Off)
- Can be used on GFCI protected circuits
- Supports transmitter-to-receiver distances up to 4 miles for closed circuit tracing



CAT. NO.	DESCRIPTION
CS-8000	Circuit Seeker Kit

INFRARED THERMOMETER

- Safe, non-contact temperature measurement
- Laser spot indicator shows approximate center of target measurement area
- Display temperatures in either Fahrenheit or Celsius
- Adjustable emissivity for optimum temperature reading accuracy on a wide range of materials and surfaces
- Min, Max, Difference and Average temperature functions
- Backlight display for easy readings in any environment
- Auto power off for longer battery life

CAT. NO.	DESCRIPTION
TG-2000	Dual Laser Infrared Thermometer
TG-1000	Infrared Thermometer

TG-2000



TG-1000

DIGITAL MULTIMETER

- True RMS for no-compromise accuracy
- Measures voltage, current, resistance, capacitance and frequency
- Tests continuity and diodes
- Backlit LCD with dual 10,000 count displays
- BeepJack warns when test leads are incorrectly inserted in current measurement terminals
- Automatic and manual range selection
- Relative offset mode to see changes in measurements
- Data hold
- Use optional USB interface DMSC-9U for Direct-to-PC logging
- Crest capture (Peak Hold) plus recording of Max, Min, Max-Min Average
- Two voltage detection modes - non-contact or using a single test lead

CAT. NO.	DESCRIPTION
DM-820A	10,000-Count Digital Multimeter, 1000V, 10A



CLAMP METER

- Measures AC+DC current
- AC and AC+DC voltage measurements with digital low pass filter for accurate readings on variable frequency drives
- Also measures DC voltage, resistance, capacitance and frequency
- Tests continuity and diodes
- Peak-RMS measures motor inrush current
- Backlight & relative mode for added versatility
- AmpTip™ increases accuracy on small wires and low current
- Two voltage detection modes – non-contact or using a single test lead
- Data hold
- Records of Maximum, Minimum and Average readings

CAT. NO.	DESCRIPTION
CM-960	AC/DC True RMS Clamp Meter, 600V, 600A



COMBUSTIBLE GAS DETECTOR

The RIDGID® micro CD-100 Combustible Gas Detector provides simple and quick readings to identify the presence of combustible gases. With adjustable sensitivity, even low-levels of gases can be detected in seconds. It ensures proper gas line installations, checks for maintenance and repair needs and quickly pinpoints combustible gas leaks.

- Rugged ergonomic design makes it comfortable to use, yet tough
- Tri-Mode Detection™ for option to be alerted with a visual, audible or vibration alerts which can be adjusted for your environment
- Adjustable sensitivity settings provide precise leak locating with the touch of a button
- 16" (40 cm) flexible probe allows location and detection of leak in hard-to-reach spaces
- Field replaceable sensor means more up-time and less time waiting for repairs

CAT. NO.	DESCRIPTION
36163	micro CD-100 Combustible Gas Detector



DIAGNOSTICS

BUILT FOR MAXIMUM UPTIME

You can't fix what you can't look at; RIDGID gives you a range of options to find, see and pinpoint exactly where a problem lies with industry-leading precision.



MICRO CA-350 INSPECTION CAMERA

- Easily record still images and videos of problems in hard-to-reach areas.
- 12V rechargeable Lithium-Ion battery provides longer runtime for extended inspections
- Comfortable pistol grip design, large screen, and easy-to-use interface
- Illuminate dark spaces with four bright LEDs on the waterproof aluminum camera head
- Get the perfect view with enhanced features like image rotation and digital zoom
- Ability to extend reach up to 100' with small diameter SeeSnake® reels (microReel™, nanoReel®, microDRAIN®)



CAT. NO.	DESCRIPTION
55898	micro CA-350 Inspection Camera (115v)

Included: micro CA-350 with 17 mm imager, battery, charger, USB cable, hook, magnet and mirror accessories, RCA cable, AC adapter, headset with microphone, 8GB SD card.



MICRO CA-25 INSPECTION CAMERA

- View only monitor with 2.7" screen and 4' long fixed imager
- Includes a durable blow-molded case for protective storage and transportation
- Illuminate dark spaces with adjustable LEDs on the waterproof camera head
- Rotate images 180° for better viewing options
- Comfortable overmold grip design with easy to use interface

CAT. NO.	DESCRIPTION
40043	micro CA-25 Inspection Camera



SEEKTECH® SR-20 UTILITY LINE LOCATOR

The SeekTech SR-20 is a lightweight yet rugged utility line locator for locating underground cables and pipes. The SR-20 features an omnidirectional antenna array and gradient antennas to quickly locate and follow the target line's path.

- Mapping display shows the utility's estimated position, direction, and depth.
- Omnidirectional antennas detect the complete signal field for greater speed and accuracy
- Gradient antennas provide left/right guidance for centering over signal
- Distortion indicator shows signal shape inaccuracies so steps can be taken to improve signal
- Foldable mast for easy transport and storage

CAT. NO.	DESCRIPTION
21893	SeekTech SR-20 Line Locator
46918	SR-20 + ST-305 Transmitter + 4" Inductive Signal Clamp
66508	SR-20 + ST-305R Transmitter + Inductive Clamp and Locator 18V Adapter



SEEKTECH® SR-24LE UTILITY LINE LOCATOR

The RIDGID® SeekTech® SR-24LE receiver gives utility locating professionals the information they need to confidently determine the position of underground utilities. Built on the trusted and time tested SR-20 platform, the SR-24LE has integrated GPS and Bluetooth® Low Energy (BLE) technology, giving a real-time stream of data to Bluetooth® enabled devices. Mapping display shows the utility's estimated position, direction, and depth.

- Omnidirectional antennas detect the complete signal field for greater speed and accuracy
- Gradient antennas provide left/right guidance for centering over signal
- Distortion indicator shows signal shape inaccuracies so steps can be taken to improve signal
- Foldable mast for easy transport and storage.

CAT. NO.	DESCRIPTION
76813	SeekTech SR-24LE Line Locator



SEEKTECH® ST-305 AND ST-305R LINE TRANSMITTER

The RIDGID® SeekTech ST-305 and ST-305R are compact yet powerful multi-frequency transmitters. They can be used with any RIDGID SeekTech or NaviTrack® receiver to find buried conductors such as pipes, cables, and wires.

- Three operating modes
- Multiple frequency output options
- Designed for use with any SeekTech or NaviTrack receiver to trace and mark the positions of buried pipes and cables

CAT. NO.	DESCRIPTION
21898	SeekTech ST-305 Transmitter (5 Watts)
50793R	SeekTech ST-305R Transmitter (5 W; 18 V Compatible)
66933	SeekTech ST-305R System with Battery and Charger



SEEKTECH® ST-305 AND ST-305R LINE TRANSMITTER

The SeekTech ST-510 Line Transmitter lets you energize metallic lines for tracing with a locator. LCD display provides instant visual feedback on line resistance and current flow.

- Ten watts of fully variable power output
- LCD display provides instant visual feedback on line resistance and current flow
- Two 25' (7.62 m) lead wires with heavy duty clips
- Audio feedback confirms a good circuit before beginning a trace

CAT. NO.	DESCRIPTION
21903	SeekTech ST-510 Transmitter (10 Watts)



